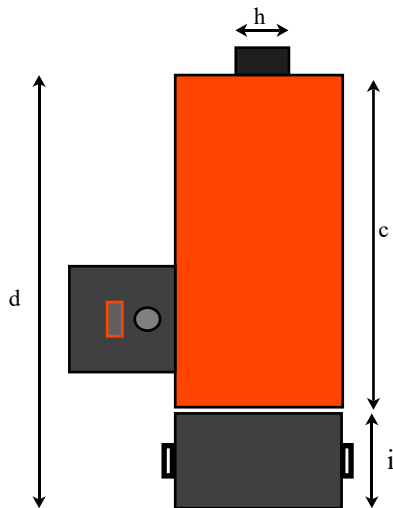
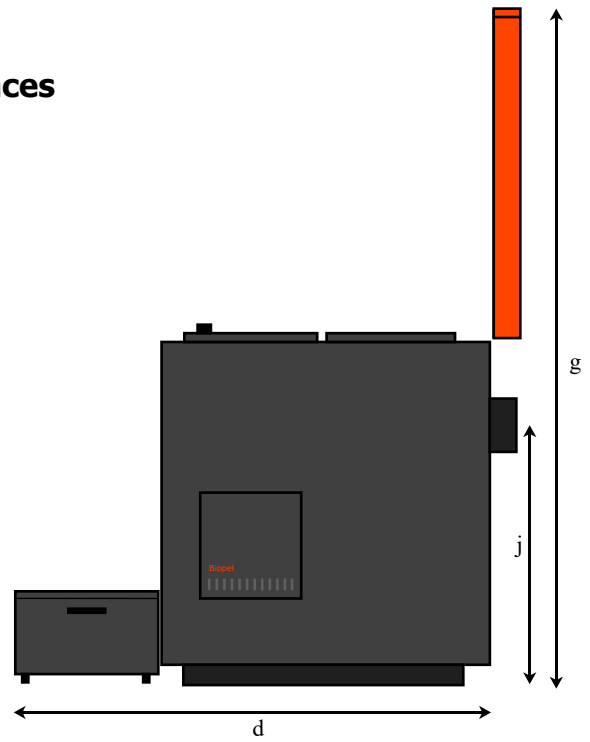
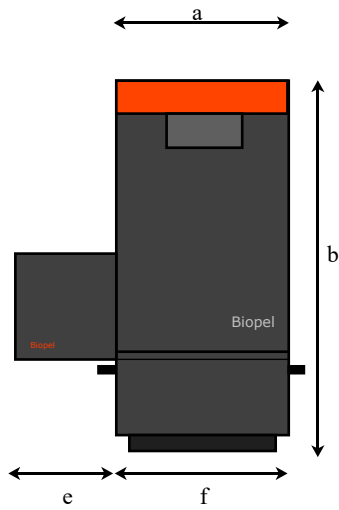


Biopel 60 & 80 dimensions and clearances



	Biopel 60	Biopel 80
a.	641	743
b.	1312	1312
c.	936	1036
d.	1362	1462
e.	385	395
f.	645	745
g.	2027	2144
h.	150	178
i.	427	427
j.	1007	1007

Recommended clearances

- l. Distance from rear wall will be determined by chimney specification
- m. Access required to remove burner recommended minimum of 350 mm.
- n. 100 mm
- o. Access required for ash removal and servicing recommended minimum of 800 mm.

Dimensions do not include the chosen method of pellet storage/feed
 Specifications may change due to continuous product development

Boiler room clearances

