


# Robus Black Star

## Ceramic igniter installation.

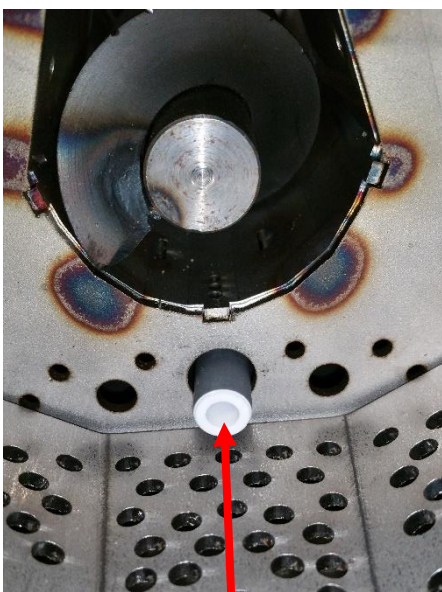
Ceramic igniters offer a faster, more reliable ignition over the standard metallic type igniters. One ceramic igniter is used to replace two metallic igniters. Please remember to handle ceramic igniters carefully.




Igniter must sit within the igniter tray. Rubber grommet (not shown) must be refitted during installation



Igniter must sit approx 10mm behind the burner face



Igniter **must not** project through the burner face



Use 1 live and 1 neutral terminal