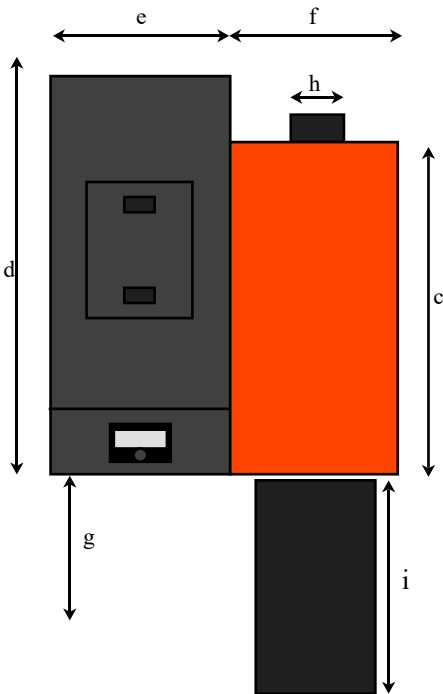
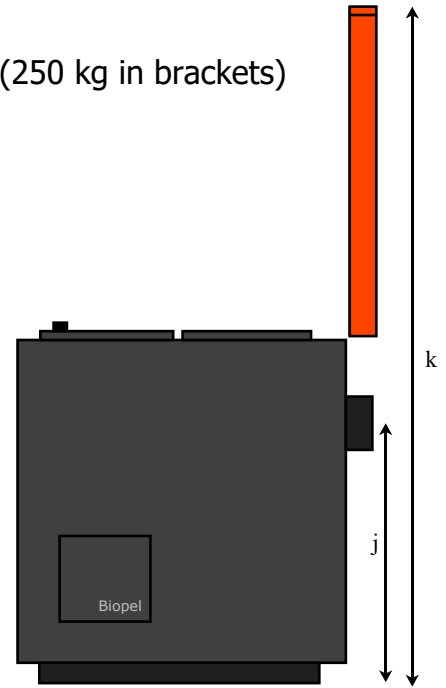
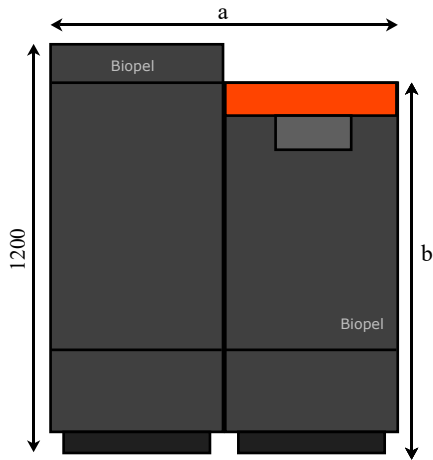


## Boiler dimensions with 150 kg compact hopper (250 kg in brackets)



	<b>Biopel 15</b>	<b>Biopel 20</b>	<b>Biopel 30</b>	<b>Biopel 40</b>
a.	960 (1110)	1060 (1210)	1060 (1210)	1160 (1310)
b.	1054	1054	1054	1154
c.	760	825	825	923
d.	990 (1200)	990 (1200)	990 (1200)	990 (1200)
e.	505 (655)	505 (655)	505 (655)	505 (655)
f.	465	555	555	665
g.	400	400	500	600
h.	130	150	150	150
i.	450	450	550	600
j.	660	680	680	765
k.	1780	1880	1880	2025

## Boiler room clearances

### Recommended clearances

- l. Distance from rear wall will be determined by chimney specification
- m. Access required to chimney for sweeping recommended minimum of 400mm.
- n. 100mm
- o. Access required for ash removal and servicing recommended minimum of 800mm.

